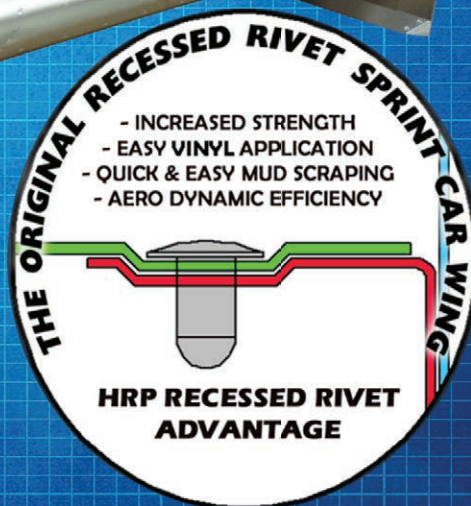


ALL NEW!!

**HRP WING PROGRAM
DESIGN, MANUFACTURING & ORDERING**



WHEN WINNING IS EVERYTHING,
ONLY THE BEST WILL DO.





Sprint Car Racing's #1 Selling Wings just got better!

With close to thirty years of experience, countless wins and championships along with hours of wind tunnel testing, we know a few things about Sprint Car Wings, which is why we've taken all of the knowledge, experience and accomplishments and we completely revamped our entire roster of wings to create the most efficient, streamlined and timely manufacturing and ordering process for the best selling and performing wings in sprint car racing.

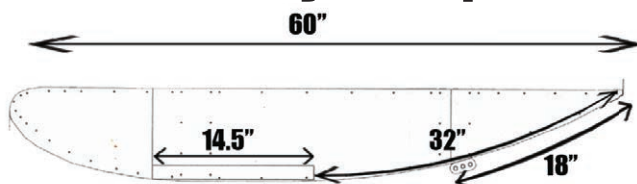
With interchangeable components amongst all of our models of wings, we're able to carry more in-stock complete, build yourself kits and easily repaired pieces. All models of wings now in our revised roster are based off our leading performer and seller, The HRP SHARK Wing. We spent countless hours in design and testing along with input from you, our customers, to create a far superior product which we know will continue to lead the industry.

How did we maximize our wing program by minimizing it? In the past we've had seven different styles of centers, we've selected and continued with the best performing and selling four, our pointed or blunt nose flat top wings along with a pointed or blunt nosed 2.5" dished version. Prior to this revamp, we carried thirty five different styles of sideboards, truly an excessive number and in today's era of sprint car racing, certainly not needed. Utilizing the most popular requested side boards, we now have an easy to choose selection of seven different side board configurations. And in the past our side board brace inventory consisted of a whopping one hundred seventy different versions of braces. Now, in the name of making things easier and more productive, we've been able to narrow that number down to eight, which covers our entire new roster.

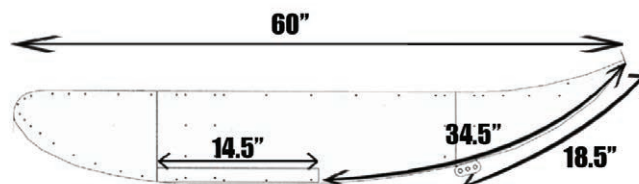
Welcome to the new era of HRP Wings, where the Winning Tradition continues.



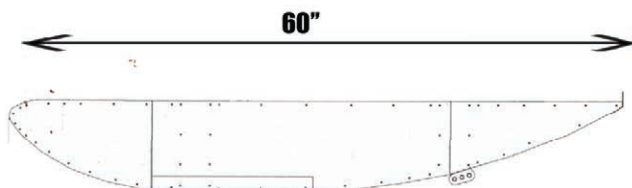
Four styles of Sprint Car Top Wing Centers to choose from:




Blunt Nose Flat Top
STW0500B



Blunt Nose 2.5" Dished Top
STW0502B



Pointed Nose Flat Top
STW0500P



Pointed Nose 2.5" Dished Top
STW0502P

Available for shipping in these configurations:

- Built with sides off
- Kit Form (single wing) in tube
- Kit Form Flat Pack (Quantity 10)

Top Wing Part Numbers

Flat

Top Wing Flat, Blunt Nose	STW0500B-SA
Top Wing Flat, Blunt Nose	STW0500B-SA-KIT
Top Wing Flat, Blunt Nose	STW0500B-SA-FT (10 Pack)
Top Wing Flat, Blunt Nose	STW0500B-SA-6
Top Wing Flat, Blunt Nose	STW0500B-SA-6-KIT
Top Wing Flat, Blunt Nose	STW0500B-SA-6-FT (10 Pack)
Top Wing Flat, Pointed Nose	STW0500P-SA
Top Wing Flat, Pointed Nose	STW0500P-SA-KIT
Top Wing Flat, Pointed Nose	STW0500P-SA-FT (10 Pack)
Top Wing Flat, Blunt Nose	STW0500B-FS
Top Wing Flat, Blunt Nose	STW0500B-FS-KIT
Top Wing Flat, Blunt Nose	STW0500B-FS-FT (10 Pack)
Top Wing Flat, Pointed Nose	STW0500P-FS
Top Wing Flat, Pointed Nose	STW0500P-FS-KIT
Top Wing Flat, Pointed Nose	STW0500P-FS-FT (10 Pack)
Top Wing Flat, Blunt Nose	STW0500B-S8
Top Wing Flat, Blunt Nose	STW0500B-S8-KIT
Top Wing Flat, Blunt Nose	STW0500B-S8-FT (10 Pack)
Top Wing Flat, Pointed Nose 8°	STW0500P-S8
Top Wing Flat, Pointed Nose 8°	STW0500P-S8-KIT
Top Wing Flat, Pointed Nose 8°	STW0500P-S8-FT (10 Pack)


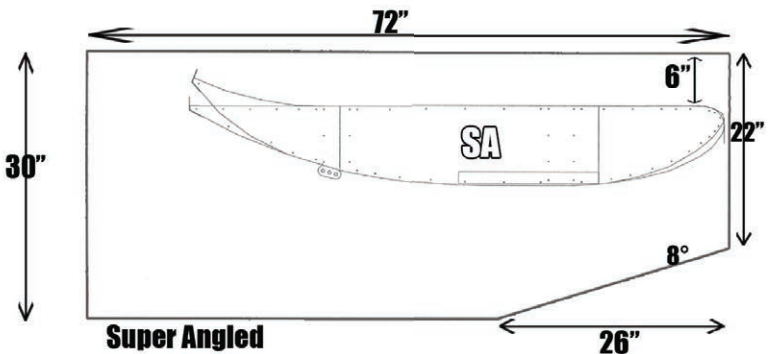
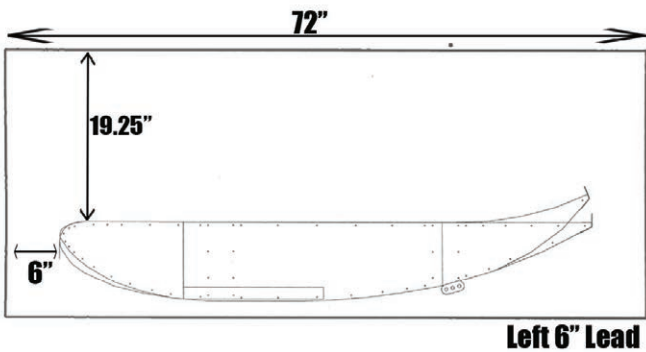
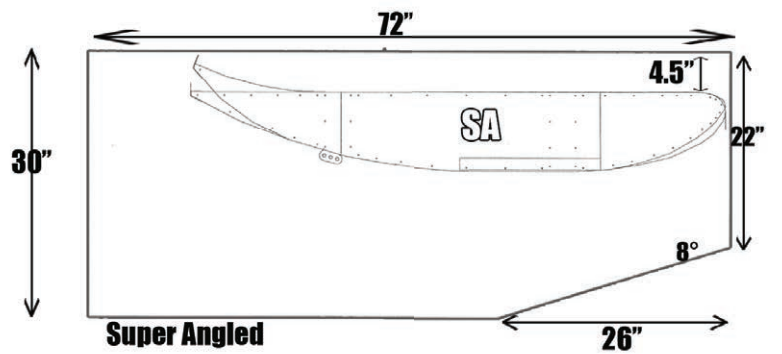
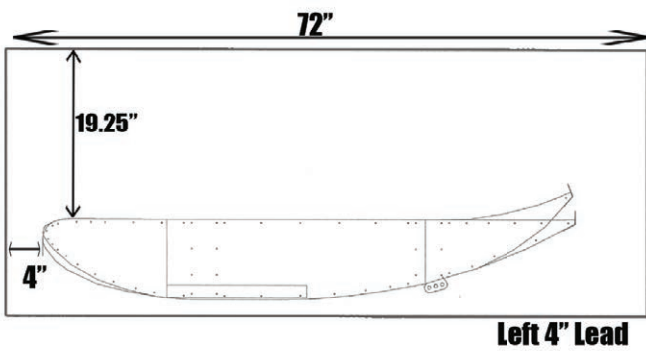

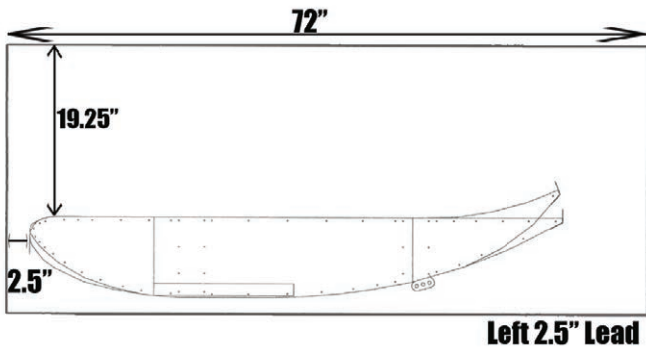
Dished

Top Wing Dished, Blunt Nose	STW0502B-SA
Top Wing Dished, Blunt Nose	STW0502B-SA-KIT
Top Wing Dished, Blunt Nose	STW0502B-SA-FT (10 Pack)
Top Wing Dished, Pointed Nose	STW0502P-SA
Top Wing Dished, Pointed Nose	STW0502P-SA-KIT
Top Wing Dished, Pointed Nose	STW0502P-SA-FT (10 Pack)
Top Wing Dished, Blunt Nose	STW0502B-FS
Top Wing Dished, Blunt Nose	STW0502B-FS-KIT
Top Wing Dished, Blunt Nose	STW0502B-FS-FT (10 Pack)
Top Wing Dished, Pointed Nose	STW0502P-FS
Top Wing Dished, Pointed Nose	STW0502P-FS-KIT
Top Wing Dished, Pointed Nose	STW0502P-FS-FT (10 Pack)
Top Wing Dished, Pointed Nose	STW0502P-S8
Top Wing Dished, Pointed Nose	STW0502P-S8-KIT
Top Wing Dished, Pointed Nose	STW0502P-S8-FT (10 Pack)

All Flat Packs (part numbers with FT suffix)
are sold only in lots of 10

2" Lead Left Board
Corresponding Right Board

Sprint Car Top Wing Side Boards Diagram





Side Board Part Numbers

Left Boards

2.5" Lead	STW6550-225-1925
4" Lead	STW6550-400-1925
6" Lead	STW6550-6.00-1925

Right Boards

Standard	STW6500-FS-050-450
Super Board Angle 4.5"	STW6500-SA-050-450
Super Board Angle 6"	STW6500-SA-050-600
Super Board Angle 8°	STW6500-S8-050-550

Blank Boards (No Profile Available)

LH Board	BLK6550-000-000
RH Board	BLK6500-FS-000-000
RH Board	BLK6500-SA-000-000
RH Board	BLK6500-S8-000-000



IMPORTANT NOTICE FOR POINTED NOSE PURCHASERS:

POINTED NOSE FILLER PCS

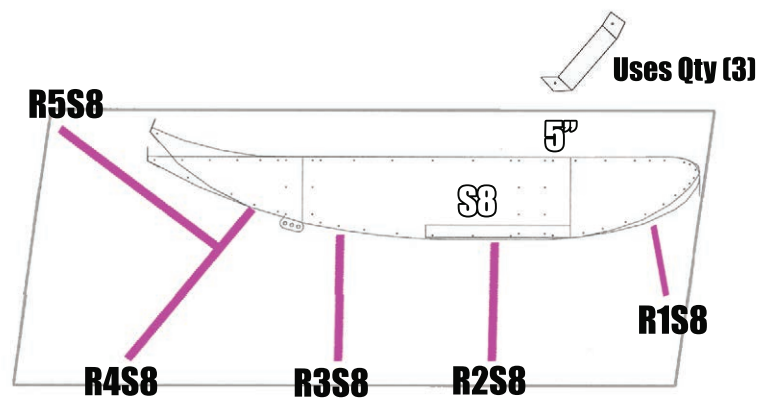
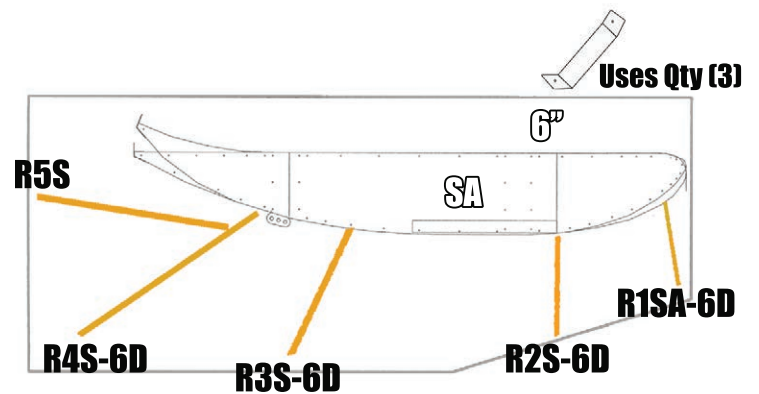
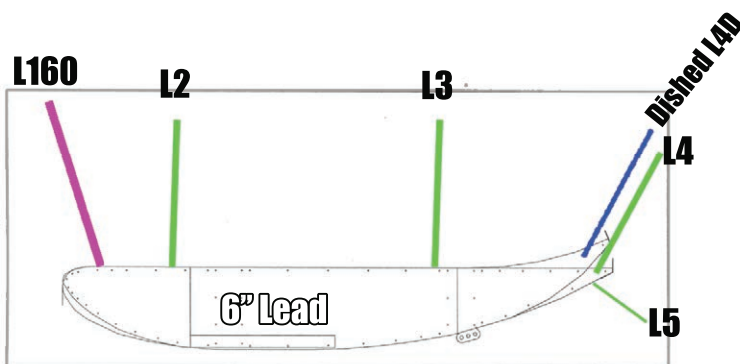
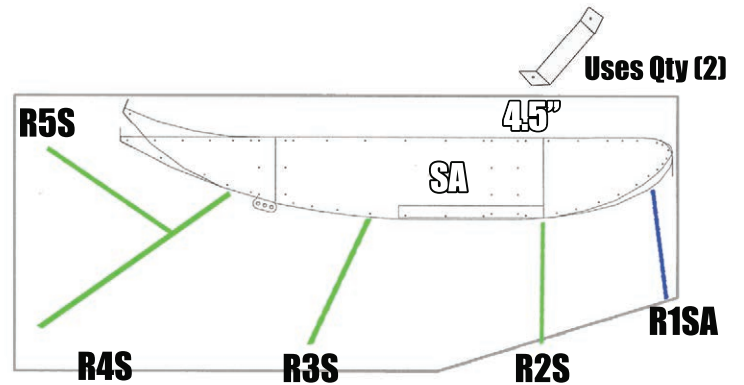
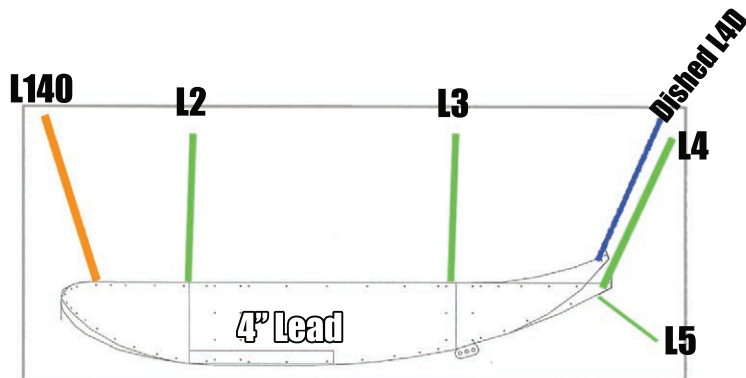
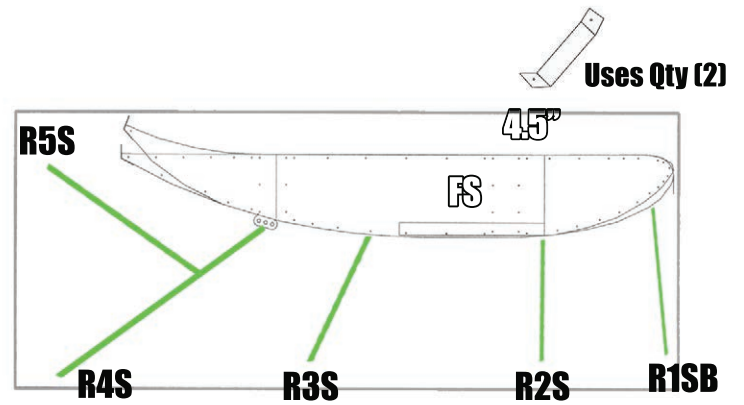
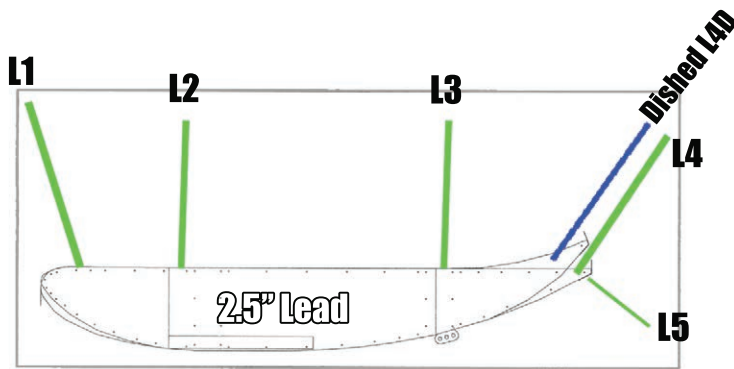
Must rivet into place B-4 Right Hand board is
riveted to center section.
use (4) 1/8" rivets



RIGHT HAND BOARD ONLY



Sprint Car Top Wing Side Board Braces Diagrams

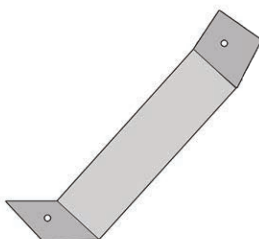


Individual Braces

DIAGRAM BRACE CODE	HRP PART NUMBER
R1SB	STW5101-450-FS
R1SA	STW5101-450-SA
R2S	STW5102-450-S
R3S	STW5103-450-S
R4S	STW5104-450-S
R5S	STW5105-450-S
R1SA-60	STW5101-600-SA
R2S-60	STW5102-600-S
R3S-60	STW5103-600-S
R4S-60	STW5104-600-S
R3S	STW5103-450-S
R4S	STW5104-450-S
R5S	STW5105-450-S
R1SA-60	STW5101-600-SA
R2S-60	STW5102-600-S
L1	STW5201-225
L2	STW5202-225
L3	STW5203-225
L4	STW5204-225
L5	STW5205-225
L4D	STW5204-225-DISHED
L140	STW5201-400
L160	STW5201-600

Brace Kits

LH	Flat Top with 2.25" lead	STW5550-225-1925
LH	Dished with 2.25" lead	STW5550-225-1925-DISHED
LH	Flat Top with 4" lead	STW5550-4.00-1925
LH	Dished with 4" lead	STW5550-4.00-1925-DISHED
LH	Flat Top with 6" lead	STW5550-6.00-1925
LH	Dished with 6" lead	STW5550-6.00-1925-DISHED
RH	Flat or Dished FS with 4.5" rise	STW5500-FS-050-450
RH	Flat or Dished SA with 4.5" rise	STW5500-SA-050-450
RH	Flat or Dished SA with 6" rise	STW5500-SA-050-600
RH	Flat or Dished S8	STW5500-S8-050-500



Flat Aluminum Braces (RH Board)

FS Flat or Dish 4.5"	Qty 2	STW5100-S450
SA Flat or Dish 4.5"	Qty 2	STW5100-S450
SA Flat or Dish 6"	Qty 3	STW5100-S600
S8 Flat or Dish 5"	Qty 3	STW5088-S8



Rivet Kits

Complete Top Wing	STW9000
Sides to Center	STW9001
LH Board	STW9003
RH Board	STW9004

1/8 Multi Grip 250 Pack Kit		3/16 Multi Grip 250 Pack Kit	
VFT9050	Bare	VFT9051	Bare
VFT9050-BLK	Black	VFT9051-BLK	Black
VFT9050-WHT	White	VFT9051-WHT	White
VFT9050-RED	Red	VFT9051-RED	Red



Wicker Bills

.040 Aluminum (Standard)

.50" tall	STW5025-050
1" tall	STW5025-100
1.5" tall	STW5025-150
2" tall	STW5025-200
3" tall	STW5025-300

.050 Aluminum (Heavy Duty)

.50" tall	STW5025-050-HD
1" tall	STW5025-100-HD
1.5" tall	STW5025-150-HD
2" tall	STW5025-200-HD
3" tall	STW5025-300-HS



Top Wing Nose Caps

Pointed Carbon Cap	HRP8829
Blunt Carbon Cap	HRP8832
Pointed or Blunt Plastic Cap	HRP8830

Top Wing Posts



Our top selling post:

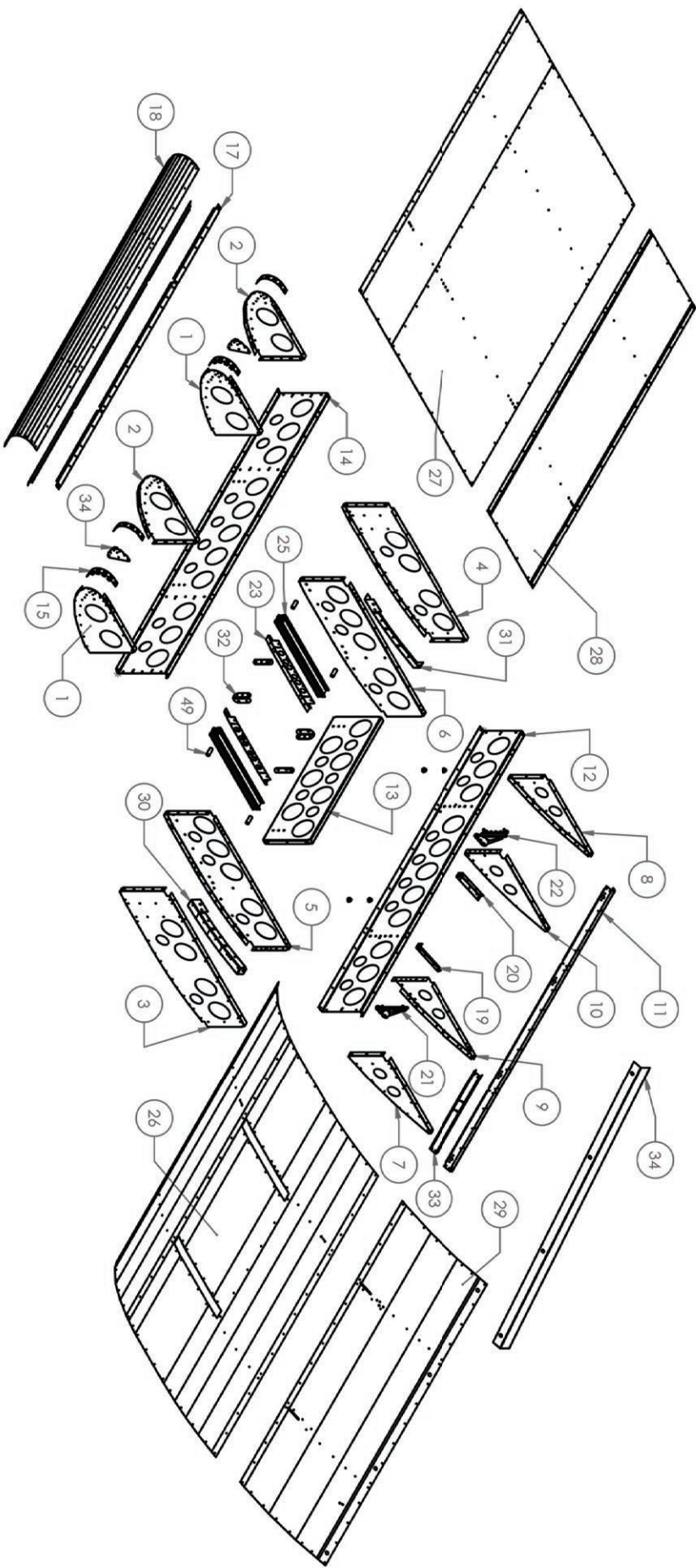
Easy Glide, 11.25" long, 75° angled top, black finish	HRP8811-A75-HD
---	----------------

Other styles and lengths:

Easy Glide, 13.25" long, 75° angled top, silver finish	HRP8811-LA75-HD
Easy Glide, 11.25" long, straight top, silver finish	HRP8811
Easy Glide 13.25 long, straight top, silver finish	HRP8811-L
Standard T Style, 11.25" long, straight top, silver finish	HRP8809

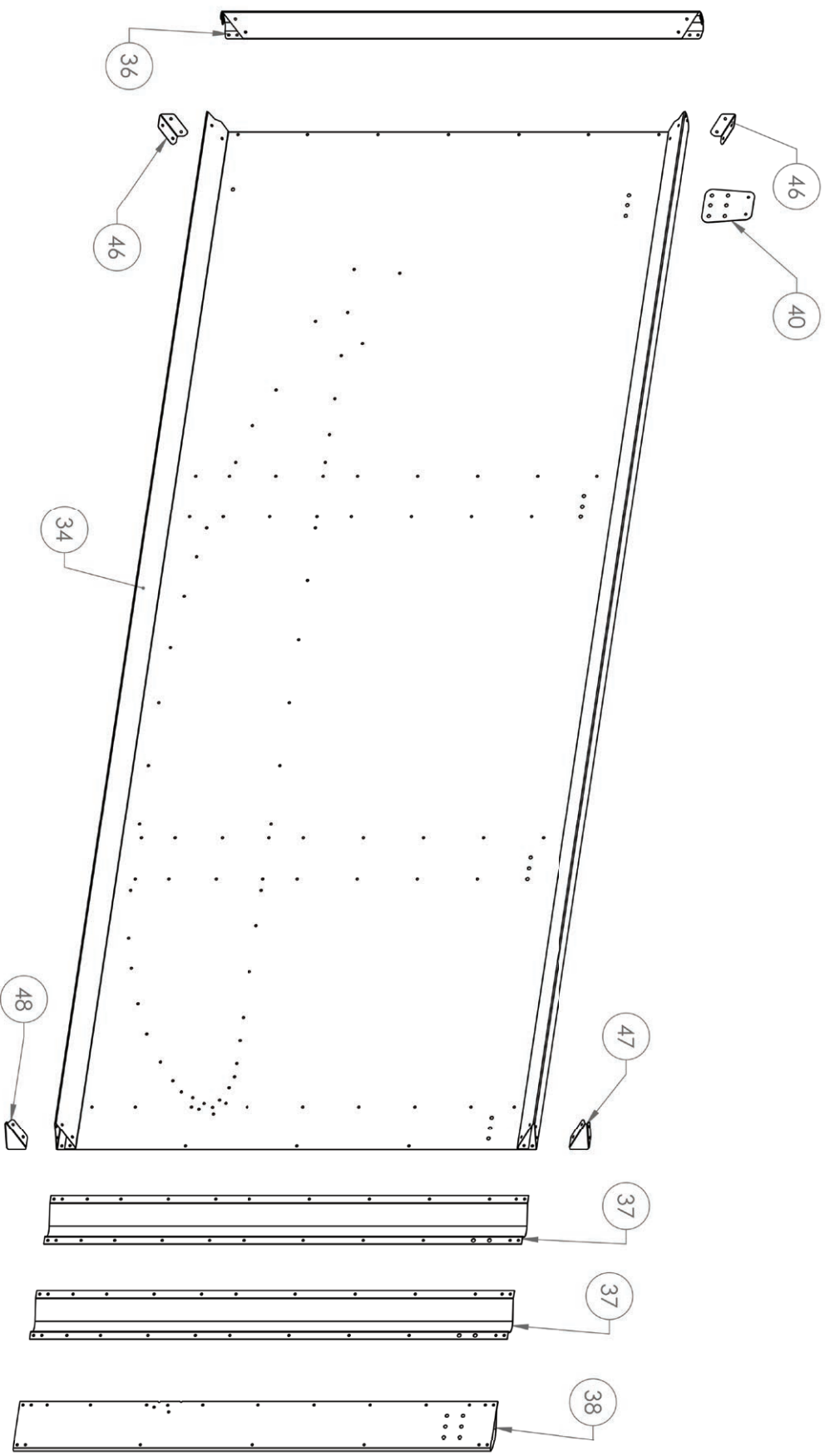
All Top Wing posts sold as each

Center Section Diagram



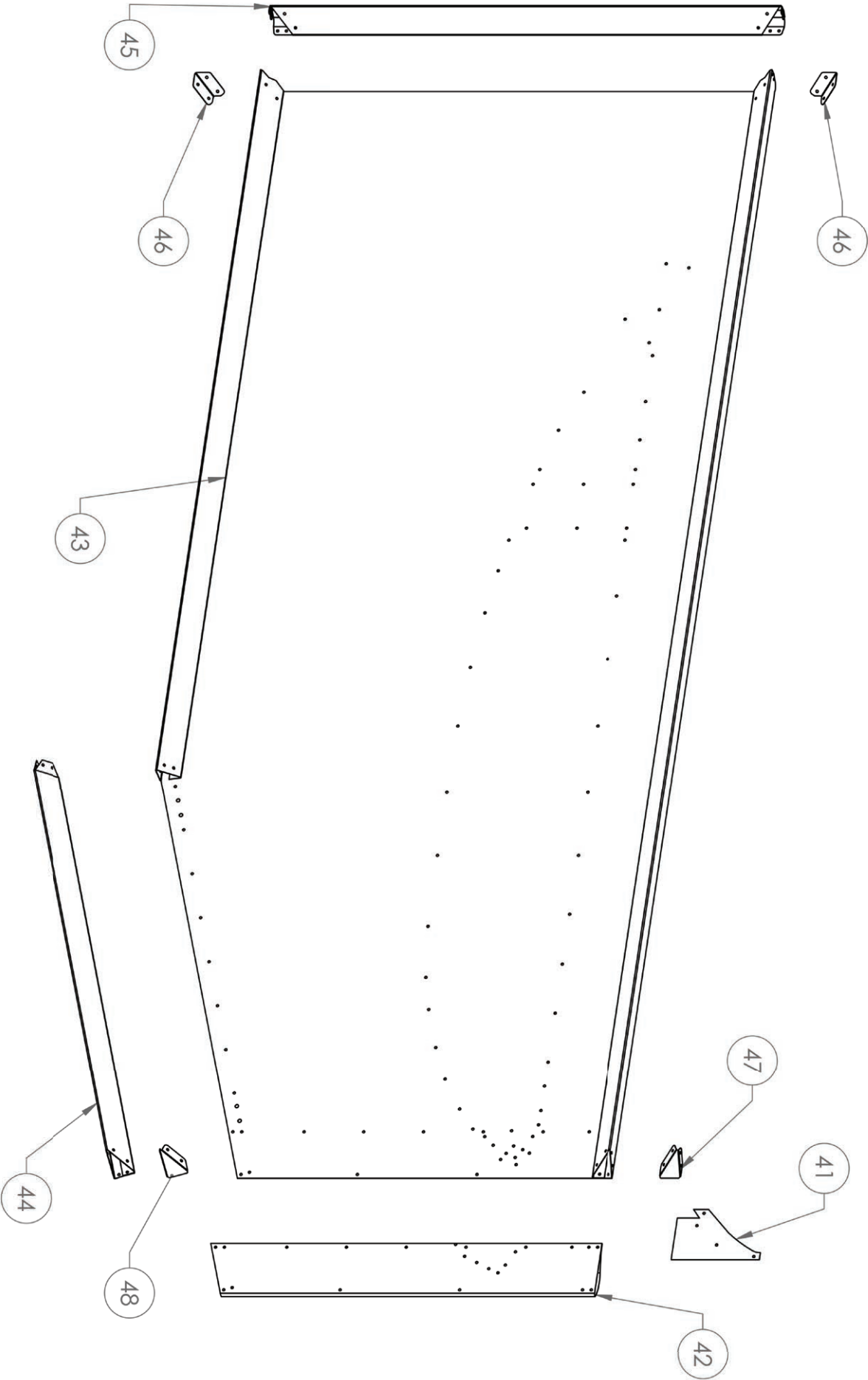
See page 11 for corresponding part numbers

Left Side Board Diagram



See page 11 for corresponding part numbers

Right Side Board Diagram



See page 11 for corresponding part numbers

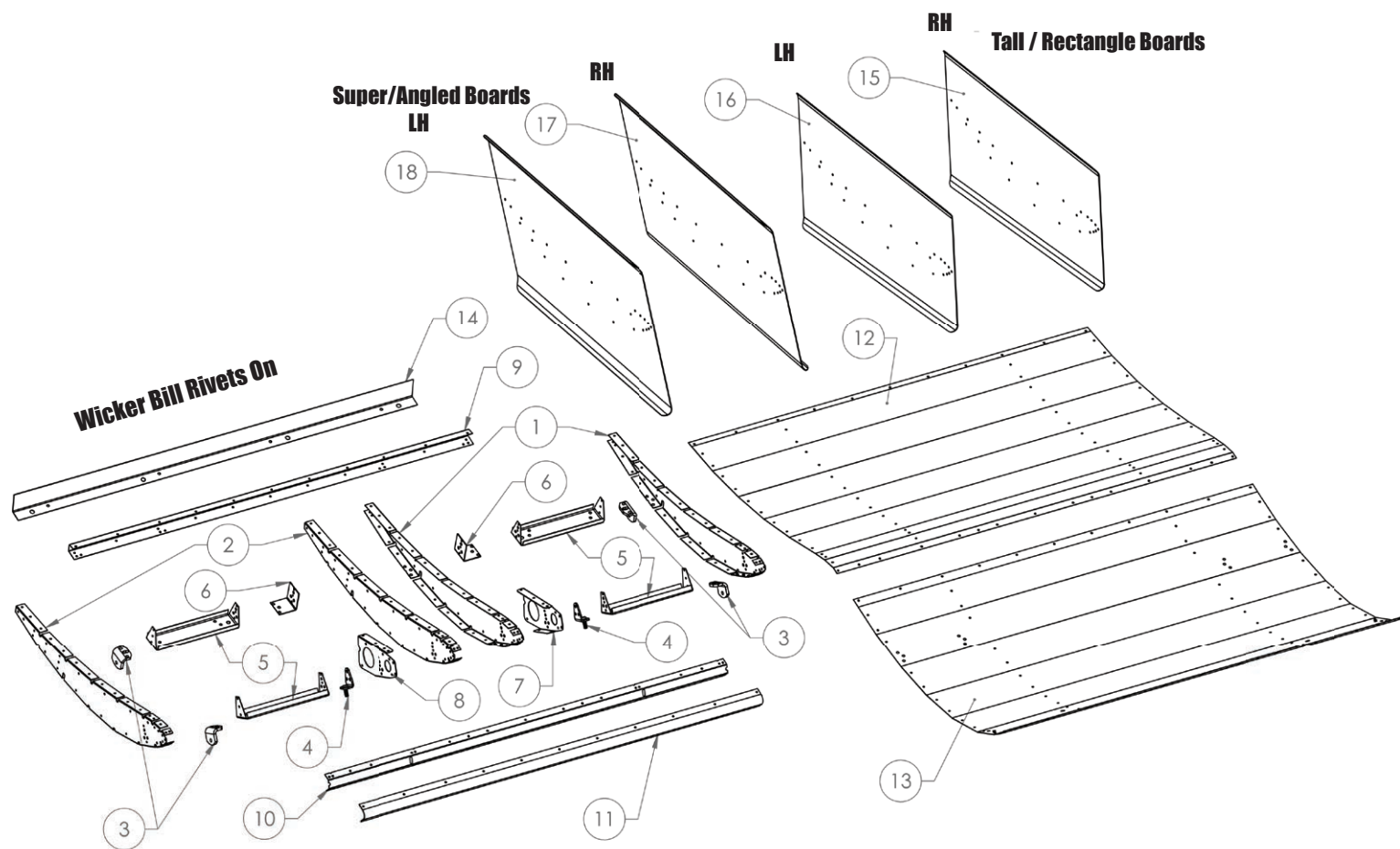
Center, LH & RH Board Diagram Part Numbers

HRP#	CENTER PART DESCRIPTION	SKU#	QUA	CHECK
STW5001-B-LH	LH Front Profile .020	1	2	
STW5001-B-RH	RH Front Profile .020	2	2	
STW5001-P-LH	LH Front Profile .020	1	2	
STW5001-P-RH	RH Front Profile .020	2	2	
STW5002-LH	LH Center Profile Outer .020	3	1	
STW5002-RH	RH Center Profile Outer .020	4	1	
STW5003-LH	LH Center Profile Inner .040	5	1	
STW5003-RH	RH Center Profile Inner .040	6	1	
STW5004-D-LH	LH Rear Profile Outer .020	7	1	
STW5004-D-RH	RH Rear Profile Outer .020	8	1	
STW5005-D-LH	LH Rear Profile Inner .020	9	1	
STW5005-D-RH	RH Rear Profile Inner .020	10	1	
STW5004-F-LH	LH Rear Profile Outer .020	7	1	
STW5004-F-RH	RH Rear Profile Outer .020	8	1	
STW5005-F-LH	LH Rear Profile Inner .020	9	1	
STW5005-F-RH	RH Rear Profile Inner .020	10	1	
STW5006	Back Edge	11	1	
STW5007	Rear Cross Rib	12	1	
STW5008	Middle Cross Rib	13	1	
STW5009	Front Cross Rib	14	1	
STW5010-B	Nose Wrap	15	4	
STW5010-P	Nose Wrap	15	4	
STW5011	Nose Backer	17	2	
STW5012-B	Nose Cap	18	1	
STW5012-P	Nose Cap	18	1	
STW5013-LH	LH Back Brace Support	19	1	
STW5013-RH	RH Back Brace Support	20	1	
STW5014-3A-LH	LH Rear Wing Mount	21	1	
STW5014-3A-RH	RH Rear Wing Mount	22	1	
STW5015	Center Support	23	2	
STW5016-16	Alum. Extrusion	25	2	
STW5017	Bottom Skin	26	1	
STW5018	Top Skin	27	1	
STW5019	Top Rear Skin	28	1	
STW5020-D	Bottom Rear Skin -Dished	29	1	
STW5020-F	Bottom Rear Skin -Flat	29	1	
STW5022-RH	RH Inner Center Profile Brace-Center	31	1	
STW5022-LH	LH Inner Center Profile Brace-Center	30	1	
STW5023	.090 Runner Support	32	4	
STW5024	Left Rear Brace Backer	33	1	
STW5025-100	Wicker Bill 1" Tall	34	1	
STW5026	Nose Backer - Front Profile	35	2	

HRP#	SIDE BAORD PART DESC	SKU#	QUA	CHECK
STW5079	LH Board Rear Upright	36	1	
STW5081	LH Board Center Upright	37	2	
STW5082	LH Board Front Edge 2.0 LEAD	38	1	
STW5083	LH Board 2.0 LEAD Panel Only	39	1	
STW5085	LH Board Brace Backer	40	1	
STW5088-SS-000-000	RH Board Pointed Nose Filler (Pointed Only)	41	1	
STW5088-S8-000-000	RH Board Pointed Nose Filler (Pointed Only)	41	1	
STW5089	RH Board Front Cap	42	1	
STW5090	RH Board Blank	43	1	
STW5091	RH Board Mender (SA Only)	44	1	
STW5092	RH Board Back Edge Assy	45	4	
STW5095	Back Corner Inside	46		
STW5096-T	Front Cap Top	47	2	
STW5097-B	Front Cap Bottom	48	2	
	BRACE PART DESC	SKU#	QUA	CHECK
STW5101	LH # 1 Brace	L-1	1	
STW5102	LH # 2 Brace	L-2	1	
STW5103	LH # 3 Brace	L-3	1	
STW5104	LH # 4 Brace	L-4	1	
STW5105	LH # 5 Brace	L-5	1	
VFT5105-60	LH front Corner Brace 4" Lead Only	optional	1	
VFT5105-75	LH front Corner Brace 6" Lead Only	optional	1	
STW5201	RH # 1 Brace	R-1	1	
STW5202	RH # 2 Brace	R-2	1	
STW5203	RH # 3 Brace	R-3	1	
STW5204	RH # 4 Brace	R-4	1	
STW5205	RH # 5 Brace	R-5	1	
STW5100-S450	RH Top Surface Brace 4.50 Rise	optional	2	
STW5100-S600	RH Top Surface Brace 6.00 Rise	optional	3	
STW5100-8D	RH Top Surface Brace S8 Board	optional	3	
	HARDWARE PIECES	SKU#	QUA	CHECK
AD41-43BS	1/8" Multi Grip	-	370	
AD62-64BS	3/16" Multi Grip	-	150	
HHB_25-20_075-ZIC	HEX HEAD BOLT .75 LONG	-	2	
HHB_25-20_200-ZIC	HEX HEAD BOLT 2.00 LONG	-	4	
NYLOC_25-20_ZIC	NYLOC NUT 1/4 X 20	-	8	
STW5047	Alum Spacer Runner	49	4	
HRP0301	D-ZUES Spring .325	-	4	
HRP0310	D-ZUES Button .400	-	4	
STW5021	Entry Plate	-	2	
HRP8811	Easy Glide Post	-	2	
HRP9010	15" Oval Wing Sticker	-	1	



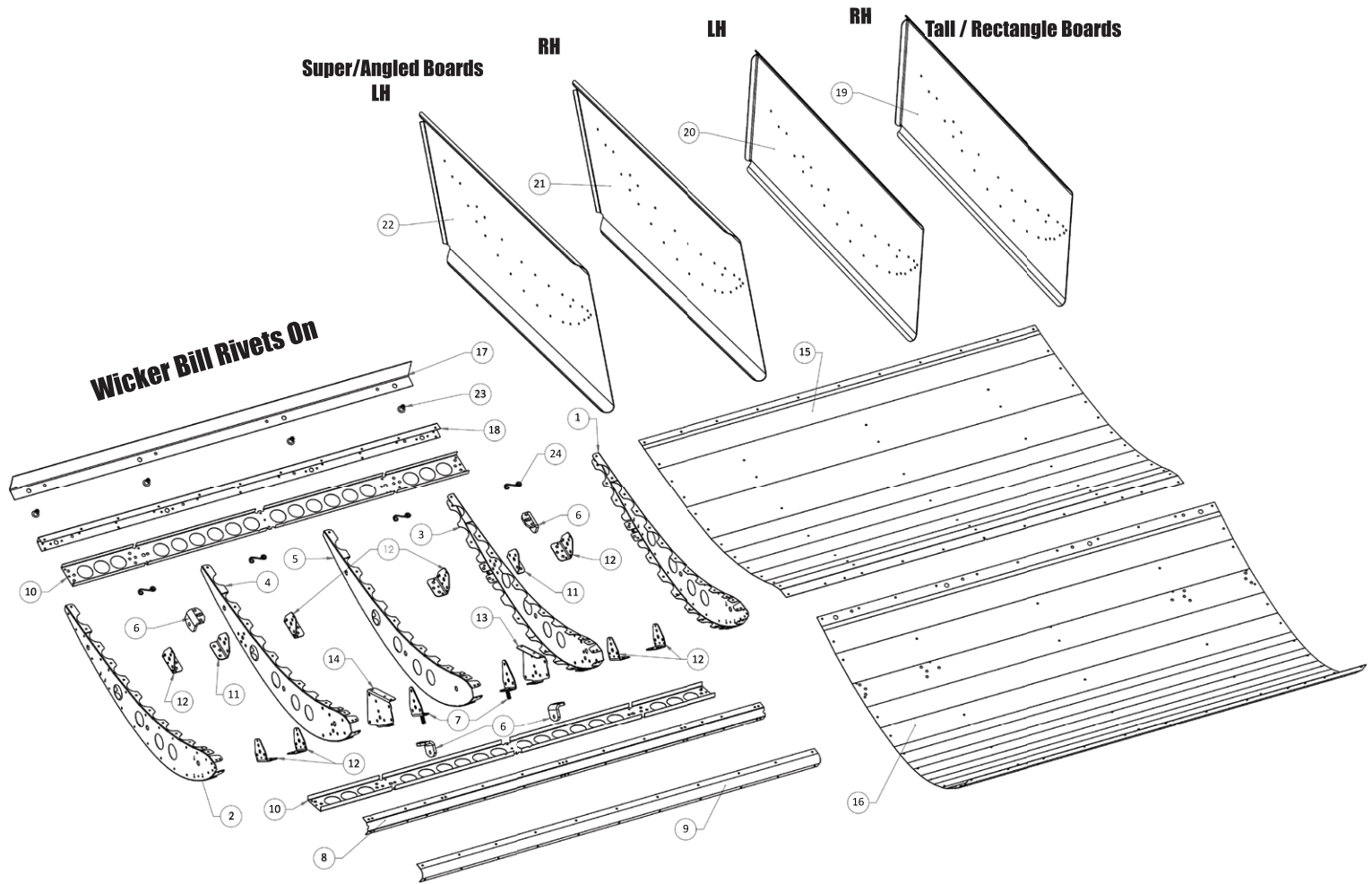
Sprint Car VFT 1" Dished Nose Diagram



HRP#	PART DESCRIPTION	SKU#	QUA
VFT1001-LH	Profile, LH 1" Dish Wing	1	2
VFT1001-RH	Profile, RH 1" Dish Wing	2	2
SNW1003	Mount Bracket, External	3	4
VFT1005	Bracket, Internal-Inner Mounts	4	2
VFT1006	Bracket, Internal-Inner/Outer	5	4
VFT1007	Bracket, Internal Rear Extra	6	2
VFT1009-LH	Bracket, Extra Support	7	1
VFT1009-RH	Bracket, Extra Support	8	1
VFT1015	Back Edge	9	1
VFT1016	Nose Backer	10	1
VFT1017	Nose Cap	11	1
VFT1022	Top Skin, 1 1/2" Both Mounts	12	1
VFT1023	Bottom Skin 1" Both Mounts	13	1

HRP#	PART DESCRIPTION	SKU#	QUA
SNW1014-050	Wicker Bill 0.50 Tall	14	1
SNW1014-100	Wicker Bill 1.0 Tall	14	1
SNW1014-150	Wicker Bill 1.5 Tall	14	1
SNW1014-200	Wicker Bill 2.0 Tall	14	1
VFT1056	Tall Board Left	15	1
VFT1057	Tall Board Right	16	1
VFT1058	Super Board Left	17	1
VFT1059	Super Board Right	18	1
AD41-43BS	1/8" Multi Grip	-	130
AD62-64BS	3/16" Multi Grip	-	30
SFN_25-20_ZIC	NYLOC NUT FLANGED 1/4 X 20	-	2
HRP9003	8" Oval Wing Sticker	-	1

Sprint Car SNW 2" Dished Nose Diagram



HRP#	PART DESCRIPTION	SKU#	QUA
SNW1000-LH	Profile Outer, LH Front	1	1
SNW1000-RH	Profile Outer, RH Front	2	1
SNW1001-LH	Profile Inner, LH Front	3	1
SNW1001-RH	Profile Inner, RH Front	4	1
SNW1002	Profile Outer, left or right	5	1
SNW1003	Mount Bracket, External	6	4
SNW1004	Mount Bracket Inner Steel Stud	7	2
SNW1005	Nose Backer	8	1
SNW1006	Nose Cap	9	1
SNW1007	Cross Channel	10	2
SNW1008	Mount Bracket Rear Steel	11	2
SNW1009	Mount Bracket Inner Alum	12	8
SNW1010-LH	Mount Bracket Front Inner	13	1
SNW1010-RH	Mount Bracket Front Inner	14	1
SNW1012	Top Skin 0.018 6061	15	1
SNW1012-HD	Top Skin 0.032 6061	15	1

HRP#	PART DESCRIPTION	SKU#	QUA
SNW1013	Bottom Skin 0.018 6061	16	1
SNW1014-050	Wicker Bill 0.50 Tall	17	1
SNW1014-100	Wicker Bill 1.0 Tall	17	1
SNW1014-150	Wicker Bill 1.5 Tall	17	1
SNW1014-200	Wicker Bill 2.0 Tall	17	1
SNW1015	Back Edge	18	1
SNW1060	Tall Board Left	19	1
SNW1061	Tall Board Right	20	1
SNW1062	Super/Angled Board Left	21	1
SNW1063	Super/Angled Right	22	1
HRP0310-312	.400 Dzus Button (small)	23	4
HRP0392	.312 Spring (small)	24	4
AD41-43BS	1/8" Multi Grip	-	130
AD62-64BS	3/16" Multi Grip	-	30
HHB_25-20_075-ZIC	HEX HEAD BOLT .75 LONG	-	2
NYLOC_25-20_ZIC	NYLOC NUT 1/4 X 20	-	2
SFN_25-20_ZIC	NYLOC NUT FLANGED 1/4 X 20	-	2
HRP9003	8" Oval Wing Sticker	-	1

Sprint Car Nose Wings



Available for shipping in these configurations:
-Built with sides off (single) OR -Kit Form Flat Pack (Quantity 10)

1" Dished with Super Boards	Single	VFT0801S
1" Dished with Super Boards	Flat Pack (10)	VFT0801S-FT
1" Dished with Tall Boards	Single	VFT0801T
1" Dished with Tall Boards	Flat Pack (10)	VDT0801T-FT
2" Dished with Super Boards	Single	SNW0802S
2" Dished with Super Boards	Flat Pack (10)	SNW0802S-FT
2" Dished with Tall Boards	Single	SNW0802T
2" Dished with Tall Boards	Flat Pack (10)	SNW0802T-FT

Wicker Bills Sold Separate

Standard		Heavy Duty	
0.50" Wicker Bill	SNW1014-050	0.50" Wicker Bill	SNW1014-050-HD
1" Wicker Bill	SNW1014-100	1" Wicker Bill	SNW1014-100-HD
1.5" Wicker Bill	SNW1014-150	1.5" Wicker Bill	SNW1014-150-HD
2" Wicker Bill	SNW1014-200	2" Wicker Bill	SNW1014-200-HD

DZUS Button Pack of (4) SNW1024

Rivet Packs

SNW1021	Bare	SNW1021-WHT	White
SNW1021-RED	Red	SNW1021-BLK	Black

Nose Wing Caps

Plastic Cap	HRP8833
Carbon Fiber Cap	HRP8835

Here is an example of listing part numbers in this order when special ordering wings.

For instance, this is for a top wing with white center, black boards, white

STW0500B-C-WHT = Blunt Nose, Flat Top, white powder coat Center

STW6500-FS-050-450-BLK = RH Full Side Board, black powder coat

STW5500-FS-050-450-WHT = RH Brace Kit, white powder coat

STW6550-225-1925-BLK = LH Board, black powder coat

STW5550-225-1925-WHT = LH Brace Kit, white powder coat

STW5025-100-BLK = 1" Wicker Bill, black powder coat

STW9000-BLK = Complete Rivet Kit, BLK (Includes Wing Posts)

Nose wing with white center, black boards, black wicker:

SNW0802C-WHT = 2" dished Nose Center, white powder coat

SNW1061-BLK = RH Tall Board, black powder coat

SNW1060-BLK = LH Tall Board, black powder coat

SNW1021-BLK = Rivet Kit

SNW1014-100-BLK = 1" Wicker, black powder coat (optional)

SNW1024 = Dzus Button Pack (optional)

Wings Built With Side Boards Off

5 Top Wings per skid, with up to 10 Nose Wings per skid

Crated Wings additional required items (shipping material) Sold at market price

(1) HA00119-B	Base
(1) HA00119-T	Top
(2) HA00119-2x4x120	Boards
(1) HA00119-PLY	Plywood

**Genuine HRP Micro Sprint, Lightning Sprint, Junior Sprint
and Winged Outlaw Kart Wings**

Micro Sprint Nose Wing

Micro 12 SQ Top Wing

Micro 13 SQ Top Wing

Lightning Sprint 16 SQ Top Wing

MIN-NS-9900-B

MIN-12-1000

MIN-13-1000

MIN-16-1000

Winged Outlaw Open Class Top Wing

Winged Outlaw Box Stock Class Top Wing

Junior Sprint Top Wing

KA1-1000

KA3-1000

JRS-1000

